

### PRODUCT DESCRIPTION

The biological waste water treatment plant Roclean 40 PU is intended for cleaning waste water from households. The tank of the plant is made of polyethylene (PE) and is distinguished for its excellent statics and load capacity. Shape of the tank and dimensions of the waste water treatment plant enables easy and fast installation, without need for heavy machinery.

The Roclean 40 PU waste water treatment plant works safely, reliably, almost inaudible and without odor and is insensitive to temperature fluctuations in the environment.

The high efficiency of cleaning, easy management and the adaptation of the WWTP to the needs of users is ensured by the SBR technology.

The WWTP Roclean has been tested in accordance with standard SIST EN 12566 – 3.

### TECHNICAL DATA RoClean 40 PU

Technical data	Values
Maximum daily inflow	6000 L / day
Total volume	16000 L
Installation	Underground installation
Dimensions L x D x H [mm]	4840 x 2300 x 2350 - 2850
Diameter of revision openings	3 x $\Phi$ 600
Material	Polyethylene [PE]
Inflow and outflow pipe diameter	DN 125
Compressor	Airmac DBMX 300
Compressor power	298 W
Electrical power consumption	4,47 kW/day
Compressor noise	56 dB
Standard	SIST EN 12566 - 3
UV resistant material	Yes
Aeration system	Disc diffuser
Cover	PE walk - on cover
Water outflow	To surface waters or groundwater.

### ROCLEAN WWTP ADVANTAGES

- High cleaning efficiency
- Low maintenance costs
- UV resistant control box
- Easy installation
- Telescopic adjustable extension
- Monolithic tank
- Revision openings  $\phi$  600
- Low power consumption
- Integrated sample point
- Slovenian product

**CLEANING EFFICIENCY**

Cleaning efficiency: COD: **88 %**  
 BOD<sub>5</sub>: **96 %**  
 SS: **93 %**



Cleaning efficiency checked ( Report no.: 113 – 11 / 5426 -12 / 2 ) by the institute:  
*Institute for health care Maribor, Prvomajska 1, 2000 Maribor*

**MECHANICAL RESISTANCE AND STABILITY**

Mechanical resistance and stability checked ( Report no.: P 0865 / 12 – 680 - 3 )  
*Slovenian national building and civil engineering institute, Dimičeva ulica 12, 1000 Ljubljana*



**WATERTIGHTNESS**

Watertightness checked ( Report no.: P 0865 / 12 – 680 – 1 )  
*Slovenian national building and civil engineering institute, Dimičeva ulica 12, 1000 Ljubljana*



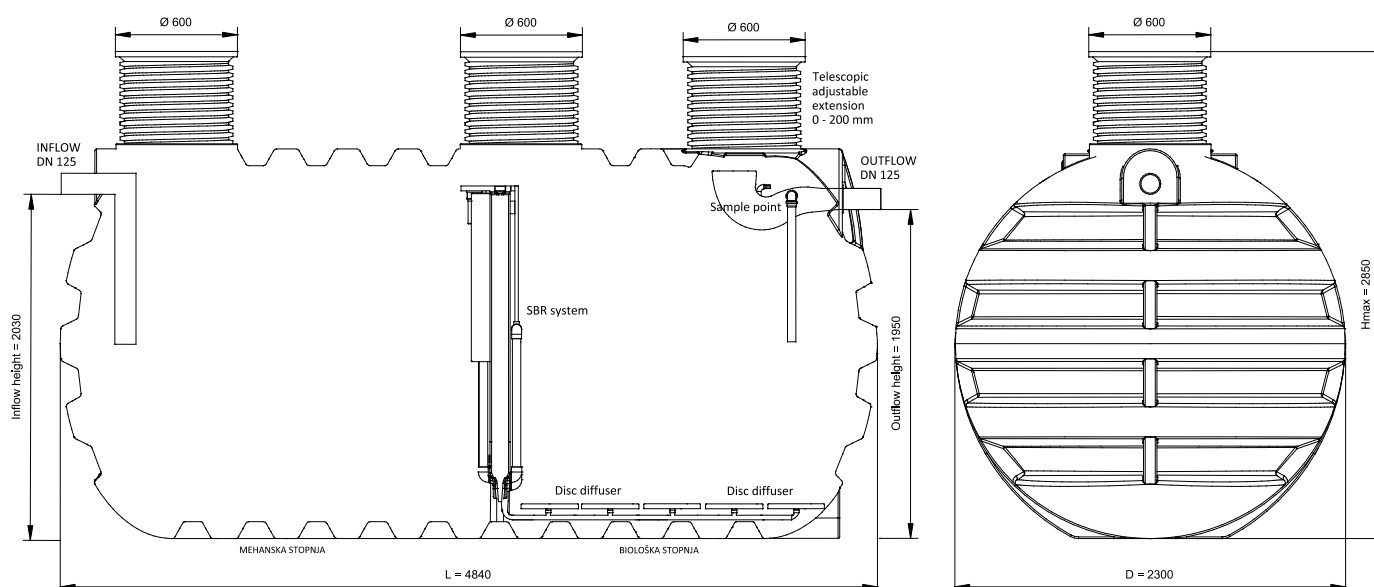
**WASTE WATER TREATMENT PLANT**

The ROTO RoClean is on the list of typical small municipal waste water treatment plants GZS, which are in accordance with standard SIST EN 12566 – 3 and have appropriate documentation.  
*The Chamber of Commerce and Industry of Slovenia, Dimičeva ulica 13, 1504 Ljubljana, Slovenia*



**CONTROL UNIT**

The suitability of the control unit checked ( Report no.: T 251 – 0440 / 13 )  
*Slovenian Institute of Quality and Metrology, Tržaška cesta 2, 1000 Ljubljana*



## ADDITIONAL INFORMATIONS

### INSTALLATION

WWTP RoClean 40 PU can be installed in a few hours. Excavate the pit, install the waste water treatment plant, and fill with the water at the same time. Connect it with the inflow and the outflow pipes (DN 125 connections). Install (4) air hoses in the protective tube and connect them to the valves of the same color in the control unit. The maximum distance between WWTP and the control unit must not exceed 15 m. After 2 weeks of continuous water supply, startup should be made. Waste water treatment plant can be installed by Roto experts. Installation must be made according general instructions accessed on the QR code.



Instructions for installation

### MAINTENANCE

Maintenance, start up and service should be carried out by technical experts. Service by ROTO technical team involves condition and operation checks of the components of the waste water treatment plant, as well as testing all the functions of the device. Users of the EcoBox will be educated about maintenance and proper use. Detailed maintenance instructions, service and startup orders are accessed with the QR code.



Service order

### CONTROL UNIT

RoClean WWTP is controlled by a computer built in the control box. The computer controls four electromagnetic valves, each of which has its own function:

1. Pumping water from the sedimentary chamber into a biological chamber,
2. Aeration (air supply through disc diffusers at the bottom of the biological chamber)
3. Pumping purified water from a waste water treatment plant into nature,
4. Pumping the sewage sludge from biological chamber back to the mechanical (sedimentary) chamber.

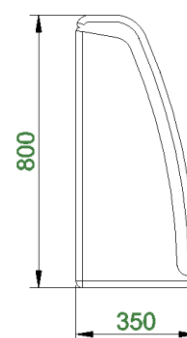
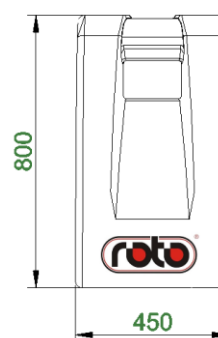


Startup order

The maximum distance of the control unit/box from the treatment plant is 15 m and can be installed inside or outside of the facility. A 3 x 2.5 mm<sup>2</sup> cable must be arranged to the control box for powering the control unit. Additional equipment – the cabinet base allows the installations of control box as a stand alone.

### DIMENSIONS OF CONTROL BOX

PE control box height:	<b>800 mm</b>
PE control box width:	<b>450 mm</b>
PE control box thickness:	<b>350 mm</b>



Roto Eco d.o.o.

Puconci 12, 9201 Puconci,

SLOVENIA

Customer support: (+386) 2 5252 152

Technical support: (+386) 2 5252 196

Web page: [www.rotogroup.eu](http://www.rotogroup.eu)

All rights reserved, including the rights of photomechanical reproductions and storage on electronic media. The manufacturer reserves the rights to change the product. Any commercial use of the processes and working procedures assumed in this document is prohibited. Although information, texts and photos were carefully collected. The mistakes can not be completely excluded. The publisher and editors can not assume legal responsibility or guarantee any incorrect information. The publisher and editors are grateful for any possible suggestions for improvements and warnings of possible mistakes in the text.